

City of Wooster
Division of Engineering

2004 Annual Report

City Growth Information

Engineering & Utility Updates

Public Works Projects

Private Development Projects

Project Summaries

Prepared by: Joel Montgomery, PE
City Engineer
March 2005

❖ Table of Contents

<u>Description</u>	<u>Section Number</u>
Summary & Narrative	1
❖ 2004 Infrastructure Projects	
❖ Infrastructure Projects Planned for 2005	
❖ Private Developments	
❖ Engineering Fee Revenue	
City Growth Statistics	2
❖ Area and Annexations	
❖ Construction Projects	
Utility Statistics	3
❖ Water Main Leaks	
❖ Waterline Mileage	
❖ Sanitary Sewer Mileage	
❖ Storm Sewer Mileage	
❖ Street Cuts	
❖ Work Along or Across City Streets	
❖ OUPS	
Traffic Statistics	4
(Thru 2003; 2004 Statistics Available in 2005)	
❖ Total Accidents	
❖ Accident Rate Comparisons	
Engineering Design Statistics	5
❖ Total Projects	
❖ Total Project Costs	

*Division of Engineering
City of Wooster
2004 Annual Report*

Summary & Narrative – Section 1

**DIVISION OF ENGINEERING
2004 SUMMARY REPORT
May, 2005**

INFRASTRUCTURE PROJECTS COMPLETED OR UNDER CONSTRUCTION IN 2004:

1. Beechwood & Northwestern Waterline Replacement:

This project consists of the construction of approximately 3500' of 8" D.I. waterline including 51 service connections and all valves, hydrants and other appurtenances on Beechwood and Northwestern Avenues. The Engineer's estimated construction cost for this project is \$400,000. Stout Excavating was awarded the contract with a bid of \$338,612.20 in August 2004.

2. Cleveland Road Water Line Replacement & Storm Sewer: This project replaced the 8" water line on Cleveland Road with a 12" line between Wayne Avenue and Beall Avenue because of the water leak experience over the last several years. The project included storm sewer work in the vicinity of Williams Point. A state Issue 2 grant application to pay for 50% of the water line cost was applied. The project entailed about 3600 feet of 12" water line, 100 feet of 8", 230 feet of 6", 6 fire hydrants and 38 service connections. The Engineer's estimate for the project was \$560,800. G.E. Baker was awarded the project in May 2004 with a bid price of \$611,785.75.

3. Wayne Avenue Roadway Repairs:

W. Wayne Sidewalk & Road Bed Repair was an emergency roadway repair connected to the Cleveland Road Waterline and Storm Sewer project. Stout Excavating completed the project cost of \$58,413.08. The engineer's estimate was \$60,000.

4. Liberty Street and Buckeye Street Sewer Separation:

This project consists of constructing approximately 3,131 l.f. of 12" thru 21" storm and combined sewers and appurtenances on Buckeye Street, Liberty Street, Market Street, Walnut Street, South Street, and two alleys, including 18 manholes, 4 catch basins, and all other appurtenances. The estimated cost of construction was \$309,000. This project bid in March 2004, and was awarded to Wenger Construction for \$347,454. This project is part of the City's Master Plan for Sewer Separation.

5. Theodore Street Ditch Enclosure:

The purpose of this project is to enclose the ditch along Theodore Street. The work consists of furnishing all materials and labor for the installation of approximately 619 feet of 60 inch storm sewer, 35 feet of 72 inch storm sewer, two manholes and one catch basin. The estimated construction cost for this contract is \$214,400. The project was award to Mark Haynes Construction with a bid amount of \$162,540.00 in March 2004.

6. Grant Street and Foster Path Storm & Sanitary: This project consists of constructing approximately 735 l.f. of 12-inch thru 36-inch storm and sanitary sewers on Grant Street between

Park Avenue and Blessing Avenue, and also on Foster Path between Grant Street and Forest Drive. The engineer's estimate for the project was \$105,900. Elite Excavating had the low bid of just under \$96,000. This project began construction in March 2004 and was completed by May 2004. This project is part of the City's Master Plan for Sewer Separation.

7. Traffic Signalization/Burbank & Riffel/SR 585 & Old Airport Road.

This project consists of installing new traffic signals at two separate intersections. Work shall include signals, supports, concrete work, controllers, pavement markings and all related work and equipment. This project was bid and awarded to Linward Electric on December 11, 2003. The total bid for both intersections was \$197,005.83. The engineer's estimate was \$266,132.05.

8. Sherwood Ave. Sanitary Sewer:

This project consists of installing 461 feet of 8" sanitary sewer, 10 service laterals and all associated work, on Sherwood Avenue between Cleveland Road and Robinhood Drive. The Engineer's estimated construction cost for this project is 50,000.00. The contract was awarded to G.E. Baker Construction in December 2003 for \$41,154, This project began construction in March and was completed by April 2004.

9. Gerstenslager Storm Sewer:

This project consisted of the installation of approximately 1000 feet of 30" plastic storm sewer pipe, one manhole, one headwall and all other appurtenances for replacement of a storm sewer located near Bowman and Palmer Streets. The contract was awarded to Bogner Construction in January 2004 with a bid amount of \$64,573.89. The engineer's estimate was \$95,000.

INFRASTRUCTURE PROJECTS SCHEDULED/PLANNED FOR 2005:

1. **North Street Bridge Replacement:** This project would replace the existing, deteriorating bridge with a new structure. The project is currently under design. The estimated cost for this project is \$366,000, and construction is anticipated for the fall.

2. **2005 Sewer Rehab:** . The Engineer's estimated construction cost for this project is \$116,600. This work consists of the cured-in-place pipe rehabilitation of sanitary and storm sewer pipes and the cured-in-place rehabilitation of five manholes. The work will be performed at four locations in the city: South Street west of Liberty Street; Oak Hill Road between Bucholz Drive and Westridge Drive; Northwestern Avenue between Woodland Avenue and Beechwood Avenue; and Wayne Avenue west of Quinby Avenue. The storm sewer rehabilitation consists of 445 linear feet of 12" corrugated metal pipe. The sanitary sewer rehabilitation consists of the following: 348 linear feet of 15" vitrified clay pipe, 72 linear feet of cast iron pipe, and 830 linear feet of 8" vitrified clay pipe. The bid opening was March 16, 2005 with Insituform being awarded the work with a bid of \$114,277. Work began in April and should be completed by early summer

3. **Cleveland Road Water Service Replacements:** The project consists of abandoning approximately 1300' of 6" water pipe and transferring all service connections to an existing 8" ductile iron waterline on Cleveland Road from Highland Avenue to Timber Lane. The work includes replacing old services, installing curb stops and gate valves along with all fittings and appurtances. The estimated construction cost is \$60,500.

4. **Nold Ave. Storm:** This project was awarded to Buckeye Excavation & Construction Inc. on December 28, 2004 with a bid price of \$341,912.00. The work consists of furnishing all materials and labor for the installation of approximately 830 feet of 18" thru 60" RCP storm sewer, 720 feet 18" PVC sanitary sewer, 10 manholes and catch basins, and all associated appurtenances. The engineer's estimate is \$386,000

5. **Carter Water Line Improvements:** Bidding for this project will take place this spring. The Engineer's estimate for construction is \$77,500. The project consists of the construction of 785' of 6" D.I. waterline including 10 service connections and all valves and other appurtances on Carter Drive.

6. **Montclair Sewer Extension:** This project involves constructing a sewer from Highland Ave. to Montclair Ave. in order to eliminate a pump station. This project has been designed and all easements have been recorded. It is anticipated to start construction in the summer or fall. The estimated construction cost for this project is \$112,000.

7. **North/Walnut/Grant Streets Storm Sewer:** This project is part of the City's Master Plan for Sewer Separation. This project is not yet under design, but is anticipated for construction in

the fall, in conjunction with the bridge replacement. The estimated cost for construction is \$307,000.

8. **Beall Ave. Area Storm:** This project is part of the City's Master Plan for Sewer Separation. This project is not yet under design, but is anticipated for construction in the fall, in preparation for the Beall Ave. Streetscape project. The estimated cost for construction is \$405,000, and includes approximately 1500 feet of new storm sewer from North Street south to Schellin Park.

9. **North High Area Water Tank:** Preliminary design has been started by the Engineering Division to locate a new 500,000-gallon water storage tank on the high level system. We anticipate completing this design by fall and initiating the construction process after EPA approval. The initial estimate for this tank is \$510,000.

10. **Mechanicsburg Road Water Storage Tank:** A proposal is currently being reviewed for updating of the City's water distribution model and for locating and sizing a storage tank on the Intermediate System. The initial estimate for a 500,000-gallon water storage tank in this area is \$590,000.

11. **Long Road Sanitary Sewer:** This project is currently submitted to EPA and waiting for final approval. It will be bid as soon as possible following approval. This project would eliminate a pump station that is currently limited in capacity, and would provide for future development in the Long Road and Geyers Chapel Road Areas. The estimated construction cost is \$800,000 and includes 8,500 feet of 12" thru 24" sewer pipe.

12. **Woodcrest Sanitary Sewer Replacement:** This project is currently being designed. A preliminary estimate for construction is \$143,000, and includes replacement of 1600 feet of sanitary sewer. We anticipate bidding and construction by late summer 2005.

13. **Grant, Walnut, Clark Sts. Area Storm Sewers:** Field work has been completed for the installation of storms sewers in this area as per the Master Plan of Sewer Separation, a study completed in April of 2000. Design is currently being performed by the Engineering Department. Construction is planned for this Spring and Summer.

14. **Noble Drive Development:** This project consists of the construction of approximately 4000 feet of asphalt street with concrete curb and gutter sidewalks; 8500 feet of sanitary sewer; 7000 feet of waterline; 6500 feet of 12 inch through 54 inch storm sewer and all associated appurtances. The Engineer's estimated construction cost for this project is \$2,700,000. Project is funded by Community Development Block Grant (CDBG) Economic Development Program and local government funds. Bid date is set for May with a project completion date of November 1, 2005.

Private Developments

1. Private Subdivisions/Commercial Property under Construction: Summerlin Phase 3 Allotment, The Groves at the Villages of Wetherington, Crystal View Phase 4, and the Fike Farm Subdivision all began construction in 2003 and continued into 2004. The Shoppes at Wooster Crossing which includes Kohls, Pier 1, and CiCi's Pizza began construction in 2004 and will be completed in 2005. This area also experienced growth with a new First Merit Bank branch. The Wayne County Fair Board constructed two new horse facilities in time for the fair.

2. Subdivision Plan Review Table: In addition to the major private subdivisions and commercial developments under construction in 2004, several minor commercial developments were reviewed by the Engineering Department. The table below lists all subdivisions and developments submitted for review in 2004.

DIVISION OF ENGINEERING						2004
PLAN REVIEW FEES & PERMITS						
DEVELOP. #	PERMIT NO.	PROJECT NO.	NAME / DESCRIPTION	SITE IMP.S COST ESTIMATE	PLAN REVIEW FEE	DATE RECEIVED
1	04001	033047	Fike Subdivision	\$ 375,000.00	\$ 9,636.00	02/02/04
2	04002	043007	Wayne Co. Historical Society Drainage	\$ 6,000.00	\$ 384.60	2/25/2004
3	04003	043006	Patliff -Eagle Pass Lot #8809	\$ 20,000.00	\$ 532.94	02/20/04
4	04004	043015	The Meadows - Phase 1 Completion	\$ 36,000.00	1409.75	04/08/04
5	04005	043013	Grimwood - Friendsville Rd - Voided 7/6/04	\$ 5,000.00	\$ 358.00	03/24/04
6	04006	041004	2065 Christmas Run - Ditch	\$20,000	waived	
7	04007	043026	Wayne Co. Fairgrounds Horse Barns	\$ 100,000.00	\$ 2,617.85	06/30/04
8	04008	043025-A	Kohl's - Wooster Crossings	\$ 1,200,000.00	\$ 2,731.50	07/08/04
9	04009	043025-B	Shoppes - Wooster Crossings	\$ 850,000.00	\$ 2,961.30	07/08/04
10	04010	043023	National Lime & Stone Expansion	\$ 100,000.00	\$ 1,221.70	07/21/04
11	04011	043035	Wren's Way & Pigeon Creek	\$ 426,000.00	\$ 1,994.80	10/11/04
12	04012	043030	First Merit Bank - Burbank Road	\$ 400,000.00	\$ 465.40	10/11/04
13	04013	043032	Wooster Comm. Hospital	\$ 60,000.00	\$ 394.41	10/15/04
14	04014	043033	Unitarian Universalist Church	\$ 110,000.00	\$ 1,082.40	10/15/04
15	04015	043031	Boys Village Development			
16	04016	043041	United Titanium Expansion	\$ 12,000.00	\$ 405.00	12/20/04
17	04017	043042	Wooster Comm. Hospital 2005			
18						
19						
TOTALS				\$ 3,720,000.00	\$ 26,195.65	

ENGINEERING FEES AND REVENUES FOR 2004:

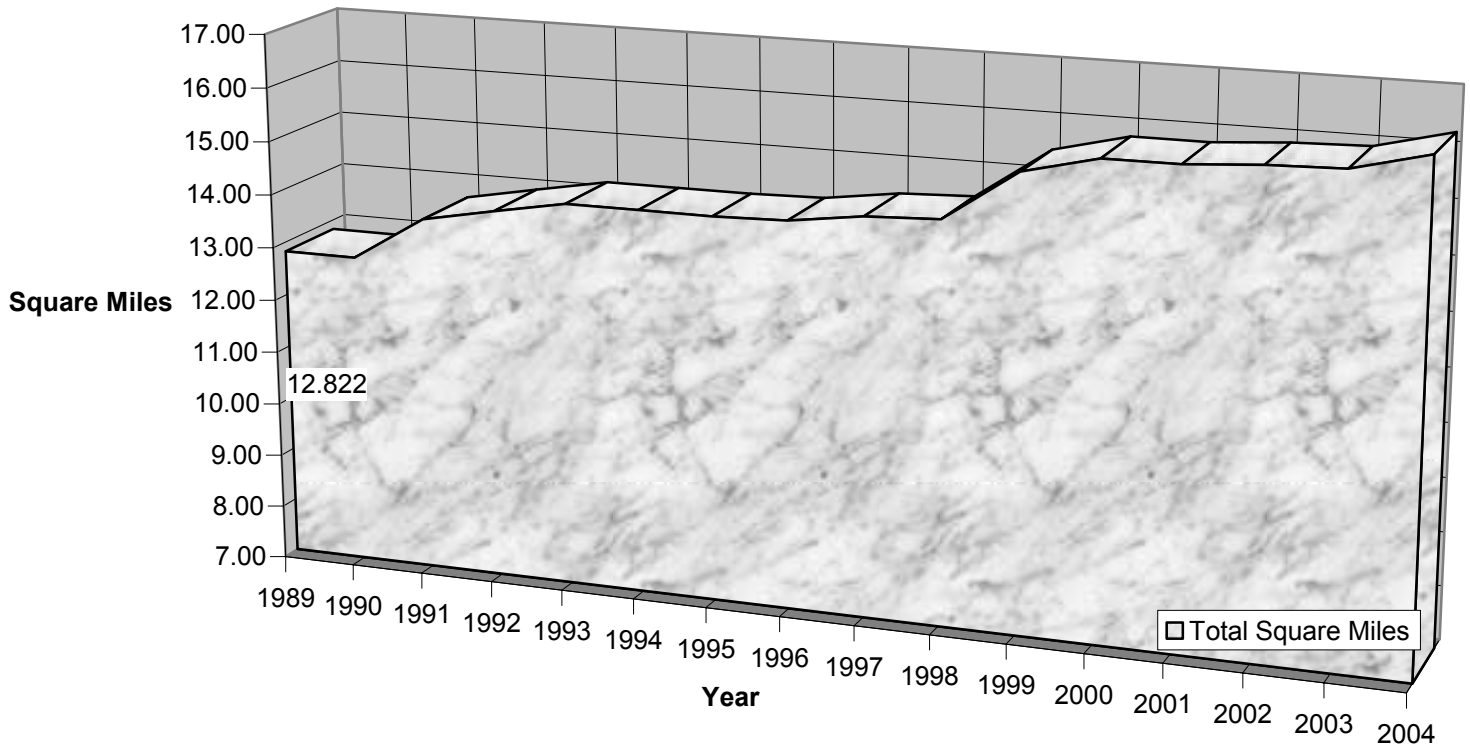
The following breakdown details the revenues received in 2004 and 2003 by the Division of Engineering.

	<u>2004</u>	<u>2003</u>
Single Inspection	\$ 6,074.00	\$ 836.00
Street Cut Permit/Deposit	\$ 5,150.00	\$ 7,740.00
Construction Inspection Deposit	\$ 36,798.85	\$ 44,984.50
Plan Review Fee	\$ 25,897.80	\$ 46,284.81
Plan Copies	\$ 1,845.95	\$ 6,356.80
Yard Pipe Permit	\$ 1,172.00	\$ 90.00
Sanitary Sewer Permit	\$ 4,411.00	\$ 582.00
San. Sewer Availability Charge	\$ 36,238.50	\$ 68,150.50
Water Availability	\$ 12,311.12	\$ 26,544.82
Water Service Permit	<u>\$ 548.00</u>	<u>\$ 970.00</u>
<u>Total 2004 Fees Collected:</u>	<u>\$130,447.22</u>	<u>\$202,539.43</u>

*Division of Engineering
City of Wooster
2004 Annual Report*

City Growth Statistics – Section 2

City Growth Total City Area



City Area Statistics

City Area				
Year	Increases (Acres)	Total Acres	Total Square Miles	% Increase
1965	0.000	4,966.400	7.760	0.000
1966	648.890	5,615.290	8.774	13.066
1967	0.000	5,615.290	8.774	0.000
1968	0.000	5,615.290	8.774	0.000
1969	331.550	5,946.840	9.292	5.904
1970	62.470	6,009.310	9.390	1.050
1971	0.000	6,009.310	9.390	0.000
1972	181.810	6,191.120	9.674	3.025
1973	54.380	6,245.500	9.759	0.878
1974	173.858	6,419.358	10.030	2.784
1975	4.000	6,423.358	10.036	0.062
1976	19.532	6,442.890	10.067	0.304
1977	25.032	6,467.922	10.106	0.389
1978	79.990	6,547.912	10.231	1.237
1979	56.819	6,604.731	10.320	0.868
1980	3.000	6,607.731	10.325	0.045
1981	135.195	6,742.926	10.536	2.046
1982	2.730	6,745.656	10.540	0.040
1983	47.046	6,792.702	10.614	0.697
1984	148.203	6,940.905	10.845	2.182
1985	0.000	6,940.905	10.845	0.000
1986	45.319	6,986.224	10.916	0.653
1987	0.000	6,986.224	10.916	0.000
1988	187.711	7,173.935	11.209	2.687
1989	1,031.835	8,205.770	12.822	14.383
1990	0.000	8,205.770	12.822	0.000
1991	541.763	8,747.533	13.668	6.602
1992	166.072	8,913.605	13.928	1.899
1993	160.949	9,074.554	14.179	1.806
1994	1.080	9,075.634	14.181	0.012
1995	0.000	9,075.634	14.181	0.000
1996	23.626	9,099.260	14.218	0.260
1997	123.047	9,222.307	14.410	1.352
1998	40.564	9,262.871	14.473	0.440
1999	610.865	9,873.736	15.428	6.595
2000	217.389	10,091.125	15.767	2.202
2001	2.781	10,093.906	15.772	0.028
2002	64.491	10,158.397	15.872	0.639
2003	24.120	10,182.517	15.910	0.237
2004	226.640	10,409.157	16.264	2.226

2004 Annexations

No.	Description	Date	Area
1	Boys Village	10/6/2004	226.64 Ac

City Growth Information

Year	City Population	City Area	City Streets
1990	22, 427 (a)	12.8222 Sq. Mi.	106.42 Miles
1999	26,100 (b)	15.428 Sq. Mi.	119.38 Miles
2000	24,811 (a)	15.767 Sq. Mi.	120.41 Miles
2001	25,047 (b)	15.772 Sq. Mi.	120.79 Miles
2002	25,342 (b)	15.872 Sq. Mi.	121.55 Miles
2003	25,420(b)	15.910 Sq. Mi.	122.87 Miles
2004	25,801 (b)	16.264 Sq. Mi.	125.39 Miles

(a) Census

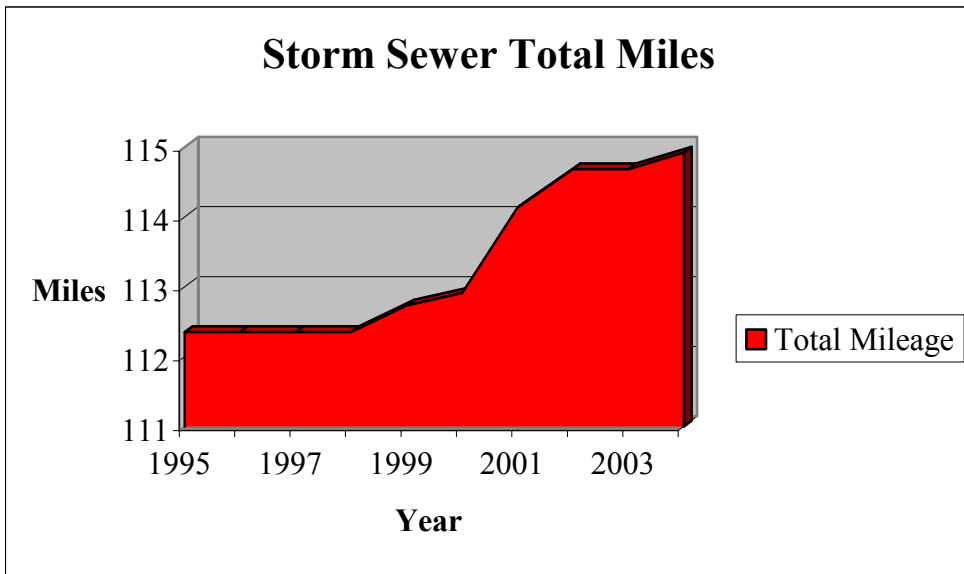
(b) Estimated

*Division of Engineering
City of Wooster
2004 Annual Report*

Utility Statistics – Section 3

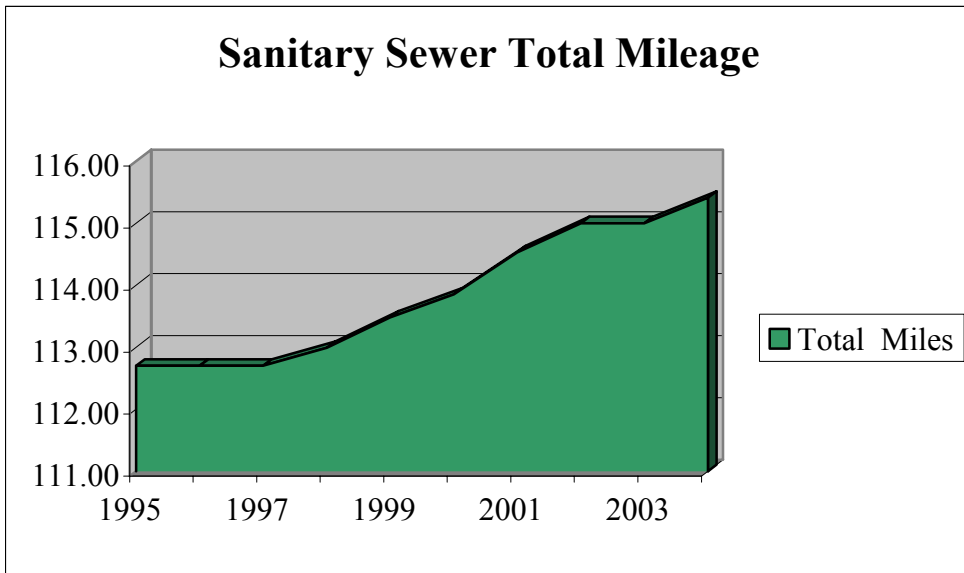
Storm Sewer Mileage

Year	Increase in Miles	Total Mileage	% Increase
		111.68	
1995	0.67	112.35	0.60%
1996	0	112.35	0.00%
1997	0	112.35	0.00%
1998	0	112.35	0.00%
1999	0.38	112.73	0.34%
2000	0.18	112.91	0.16%
2001	1.22	114.13	1.08%
2002	0.55	114.68	0.48%
2003	0	114.68	0.00%
2004	0.24	114.92	0.21%



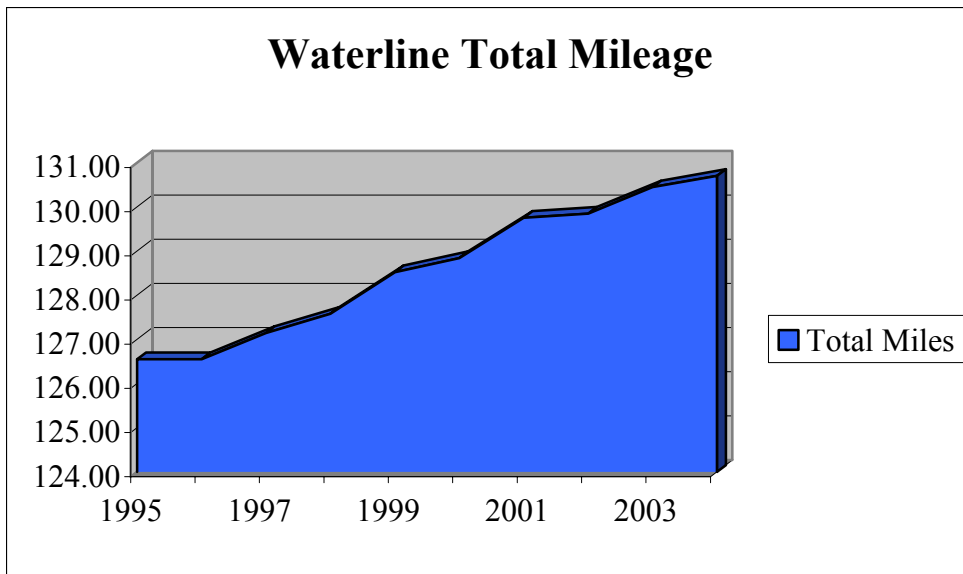
Sanitary Sewer Mileage

Year	Increase in Miles	Total Miles	% Increase
		112.03	
1995	0.67	112.70	0.60%
1996	0	112.70	0.00%
1997	0	112.70	0.00%
1998	0.29	112.99	0.26%
1999	0.49	113.48	0.43%
2000	0.37	113.85	0.33%
2001	0.68	114.53	0.60%
2002	0.47	115.00	0.41%
2003	0	115.00	0.00%
2004	0.41	115.41	0.36%



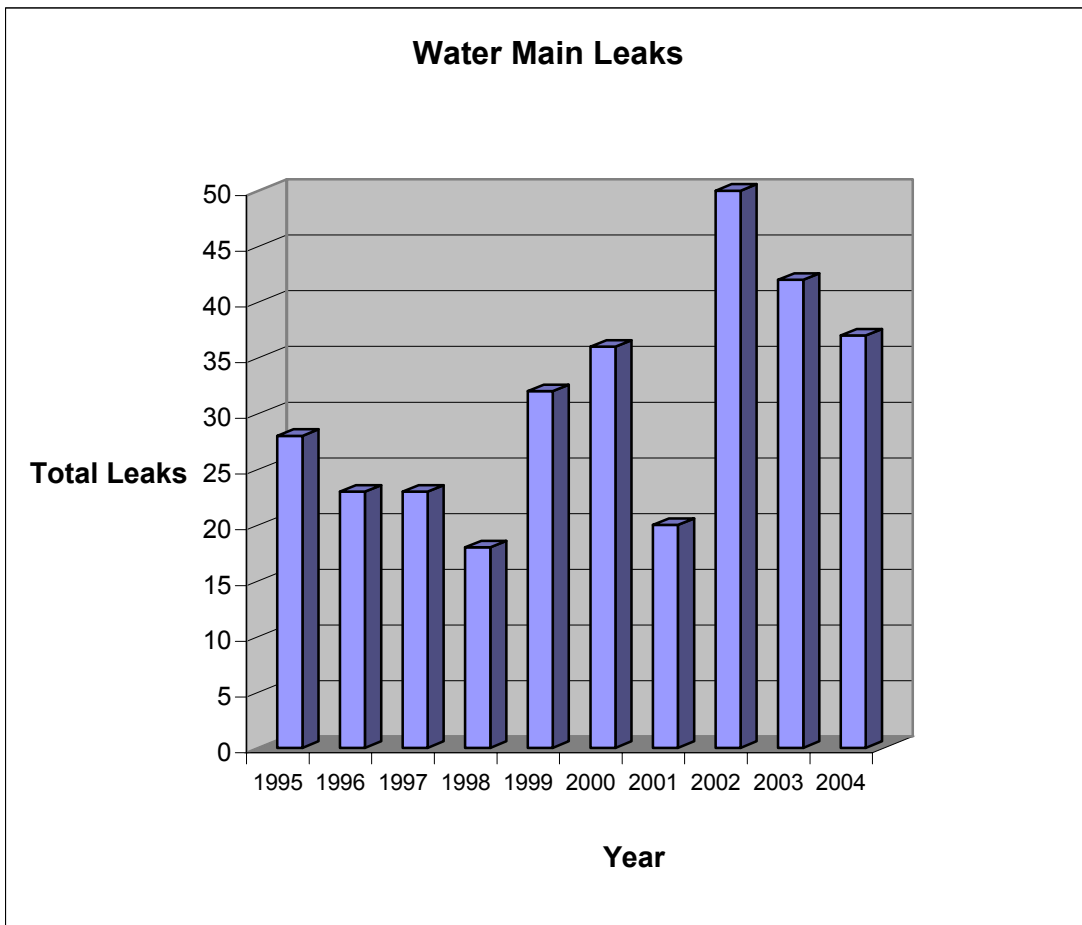
Waterline Mileage

Year	Increase in Miles	Total Miles	% Increase
		125.92	
1995	0.63	126.55	0.50%
1996	0.00	126.55	0.00%
1997	0.60	127.14	0.47%
1998	0.43	127.58	0.34%
1999	0.94	128.52	0.74%
2000	0.32	128.84	0.25%
2001	0.91	129.75	0.71%
2002	0.10	129.85	0.07%
2003	0.59	130.44	0.46%
2004	0.26	130.70	0.20%



Water Main Leaks

Year	Number
1994	26
1995	28
1996	23
1997	23
1998	18
1999	32
2000	36
2001	20
2002	50
2003	42
2004	37



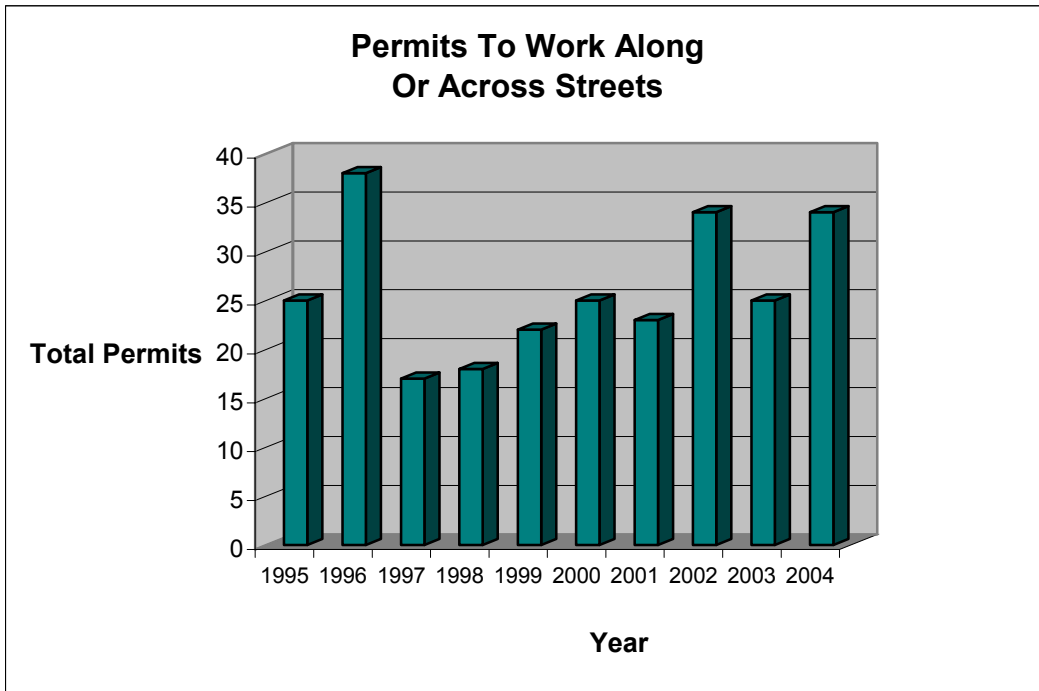
Street Cut Permits

Year	Number
1995	33
1996	27
1997	27
1998	21
1999	34
2000	31
2001	26
2002	28
2003	32
2004	15



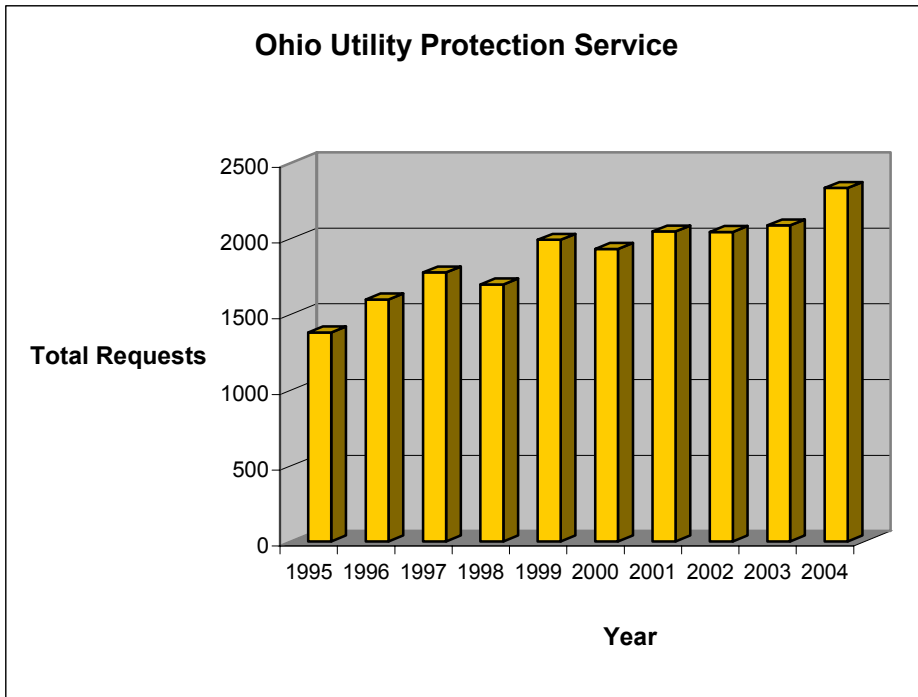
**Permits To Work Along
Or Across Streets**

<u>Year</u>	<u>Number</u>
1995	25
1996	38
1997	17
1998	18
1999	22
2000	25
2001	23
2002	34
2003	25
2004	34



Ohio Utility Protection Service
Location Requests

<u>Year</u>	<u>Number</u>
1995	1380
1996	1598
1997	1776
1998	1697
1999	1992
2000	1932
2001	2047
2002	2043
2003	2087
2004	2334



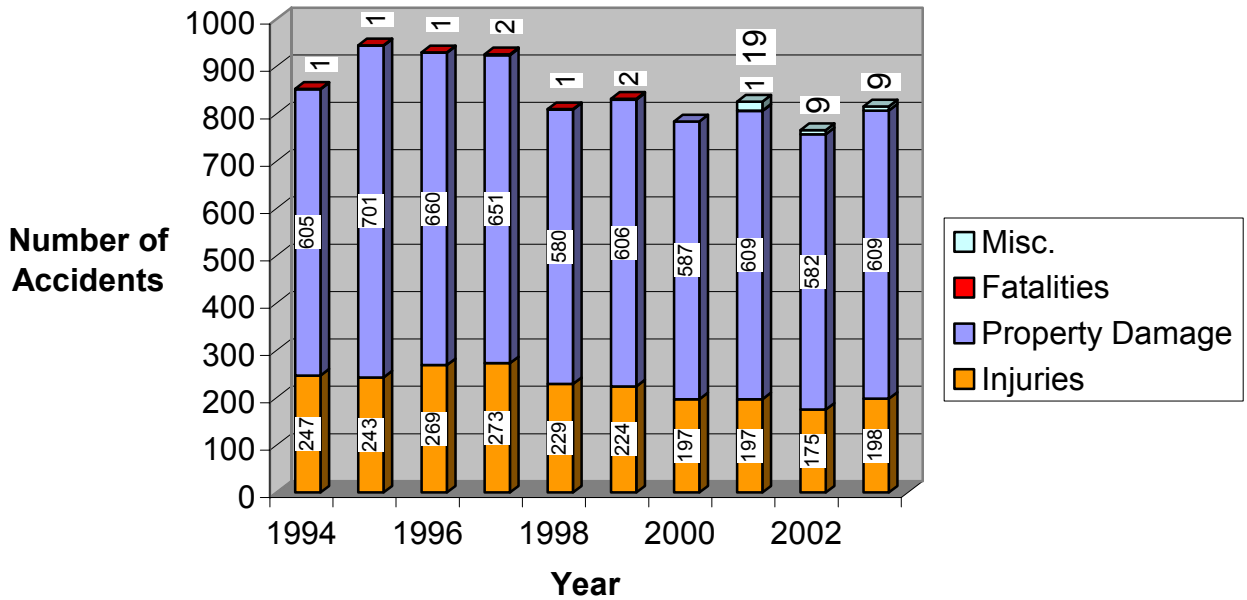
*Division of Engineering
City of Wooster
2004 Annual Report*

Traffic Statistics – Section 4

City Of Wooster
Traffic Accidents

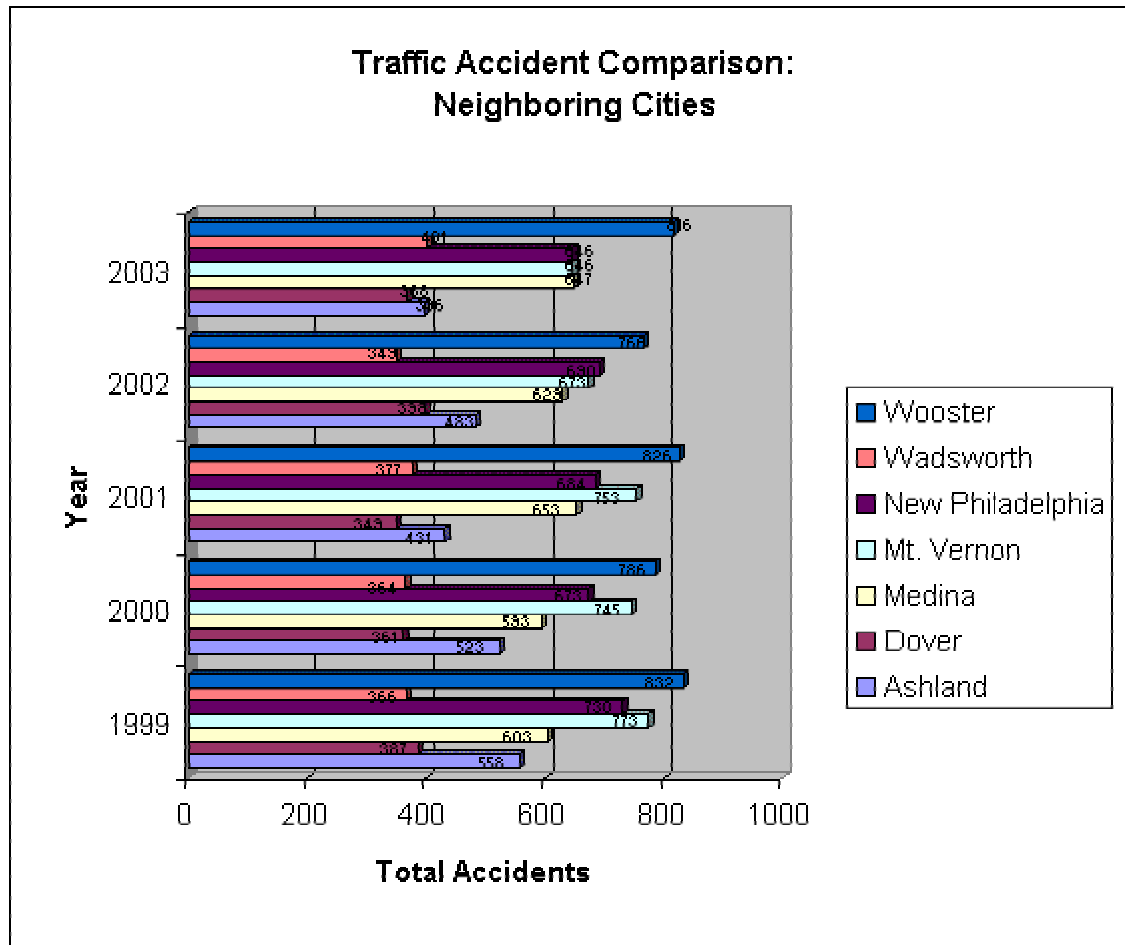
Year	Injuries	Property Damage	Fatalities	Misc.
1994	247	605	1	
1995	243	701	1	
1996	269	660	1	
1997	273	651	2	
1998	229	580	1	
1999	224	606	2	
2000	197	587		
2001	197	609	1	19
2002	175	582		9
2003	198	609		9

Total Traffic Accidents
City of Wooster



Traffic Accident Comparison Totals By Neighboring Cities

Year	Ashland	Dover	Medina	Mt. Vernon	New Philadelphia	Wadsworth	Wooster
1995							945
1996							928
1997	514	357	716	707	601	362	926
1998	548	389	605	735	726	374	810
1999	558	387	603	773	730	366	832
2000	523	361	593	745	673	364	786
2001	431	349	653	753	684	377	826
2002	483	398	629	673	690	349	766
2003	396	368	647	646	646	401	816



*Division of Engineering
City of Wooster
2004 Annual Report*

Engineering Design Statistics – Section 5

DIVISION OF ENGINEERING
2004 ANNUAL REPORT
PROJECT SUMMARY
(Projects Designed or Constructed in 2004)

PROJECT	DESIGNER/CONSULTANT	DESIGN COST	CONTRACTOR	ESTIMATED		
				CONST. COST	BID PRICE	FINAL COST
GIS Mapguide	Imaginit Technologies		Imaginit Technologies		N/A	
Cleveland Road Water Services	Wooster Engineering Div.	\$0.00	Mushrush Utility	\$55,000.00	\$49,973.00	UC
Grant St. & Foster Path Sewer	FPS	\$12,400.00	Elite Excavating	\$96,430.00	\$95,839.00	\$104,049.00
Burbank & Riffel Rd Traffic Signal	GPD	\$14,700.00	Linward Electric	\$266,132.05	\$197,005.83	\$199,965.79
SR585 & Old Airport Rd Signal	GPD	\$14,800.00	Linward Electric	(Included Above)	(Included Above)	(Included Above)
Sherwood Ave. Sanitary Sewer	Wooster Engineering Div.	\$0.00	GE Baker Const.	\$50,000.00	\$41,154.10	\$41,154.10
Gerstenslager Storm Sewer	Wooster Engineering Div.	\$0.00	Bogner Construction	\$95,000.00	\$64,573.89	\$69,759.89
Cleveland Road W/L & Storm	Engineering Associates	\$52,000.00	GE Baker Const.	\$560,000.00	\$611,785.75	UC
Beechwood & Northwestern	Wooster Engineering Div.	\$0.00	Stout Exc.	\$400,000.00	\$338,612.20	\$345,628.10
Liberty St./Buckeye Sewer	FPS	\$32,800.00	Wenger	\$309,000.00	\$347,454.00	\$351,876.14
Wayne Ave. Emergency Repair	EA	\$10,000.00	Stout Exc.	\$60,000.00	\$60,000.00	\$60,000.00
Theodore Ditch Enclosure	EA	\$15,000.00	Mark Haynes Cons.	\$214,400.00	\$162,540.00	\$162,540.00
Nold Ave. Storm & Sanitary	EDG	\$29,500.00	Buckeye Exc	\$386,000.00	\$341,912.00	UC
2005 Sewer Rehab	Wooster Engineering Div.	\$0.00	Isituform	\$116,600.00	\$114,277.00	UC
Noble Drive Development	Shaffer, Johnston	<u>\$110,500.00</u>	Stout Exc.	<u>\$2,700,000.00</u>	<u>\$2,055,099.00</u>	UC
Subtotals		\$291,700.00		\$5,308,562.05	\$4,480,225.77	
Woodcrest Sanitary Sewer	Wooster Engineering Div.	\$0.00	N/A	\$143,000.00	N/A	DC
North Street Bridge Repl.	Engineering Associates	\$65,000.00	N/A	\$366,000.00	N/A	DC
Long Road Sanitary Sewer	Jones & Henry	\$10,000.00	N/A	\$1,000,000.00	N/A	DC
Carter Drive W/L Imp.s	Wooster Engineering Div.	\$0.00	N/A	\$77,500.00	N/A	DC
Campbell W/L Imp.s	Wooster Engineering Div.	\$0.00	N/A	\$31,500.00	N/A	DC
Clark W/L Imp.s	Wooster Engineering Div.	\$0.00	N/A	\$30,500.00	N/A	DC
Grant/Walnut/Clark W/L & Sewer	Wooster Engineering Div.	\$0.00	N/A	\$143,000.00	N/A	DC
Montclair Sewer Extension	Wooster Engineering Div.	\$0.00	N/A	\$112,000.00	N/A	DC
St. Rt. 83 Resurfacing	ODOT	\$0.00	N/A	\$290,000.00	N/A	DC
Subtotals		\$75,000.00		\$2,193,500.00	\$0.00	
Bever/Beall Sewer Separation	Arcadis	\$29,100.00	N/A	\$ 405,000	N/A	UD
North/Walnut/Grant Storm Sewer	GGJ	\$20,075.00	N/A	\$ 307,000	N/A	UD
North High Area Water Tank	Wooster Engineering Div.	\$0.00	N/A	\$ 510,000	N/A	UD
Mechanicsburg Water Storage Tank	Wooster Engineering Div.	\$0.00	N/A	\$ 590,000	N/A	UD
Beall Avenue Streetscape	Brandstetter, Carroll Inc.	\$1,004,676.00	N/A	\$ 10,046,750	N/A	UD
Milltown Road East	Shaffer, Johnston	\$170,000.00	N/A	\$ 1,474,000	N/A	UD
Christmas Run Blvd. W/L Replacement	Wooster Engineering Div.	\$0.00	N/A	\$ 477,000	N/A	UD
W. Liberty Storm Sewer	Engineering Associates	\$23,000.00	N/A	\$ 350,000	N/A	UD
Subtotals		\$1,246,851.00		\$14,159,750.00		

UD = Under Design

DC = Design Complete

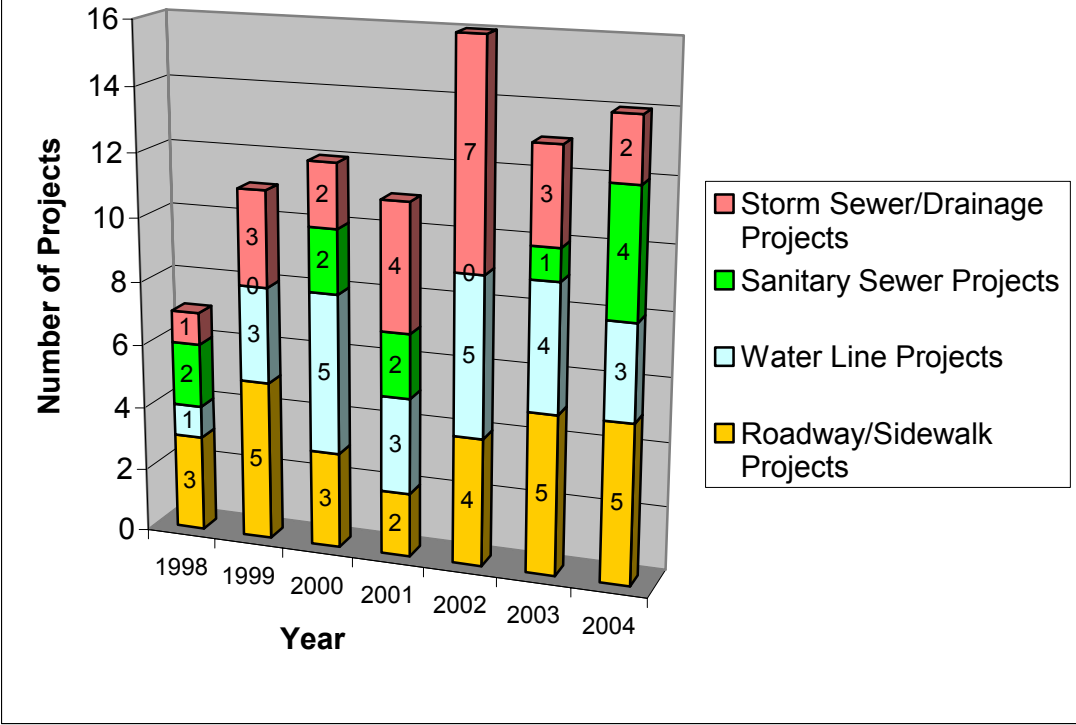
UC = Under Construction

Major Public Works
Projects

Project Information	2000	2001	2002	2003	2004
Roadway/Sidewalk Projects	3	2	4	5	5
Water Line Projects	5	3	5	4	3
Sanitary Sewer Projects	2	2	0	1	4
Storm Sewer/Drainage Projects	2	4	7	3	2
Total Projects	12	11	16	13	14
Projects Designed In-House	6	6	5	4	3
Consultant Designed Projects	6	5	11	9	11
Total Design Contract Costs	\$50,500.00	\$172,500.00	\$319,008.00	\$528,700.00	\$291,700.00
Construction Costs:	\$600,000.00	\$1,826,000.00	\$5,059,426.00	\$4,471,061.89	\$4,480,225.77

1. Only projects with construction activity occurring in the designated year have been included.
2. Construction and Design costs represent the total contract amounts.

Major Public Works Projects



Infrastructure Project Costs

